G80/G100 Medium tolerance chain for chain slings

- Material: Alloy steel
- Surface treatment options:
  self-color, black tempered, painted, galvanized, etc.
- Specification: EN818-2
- Chinese material and European material optional
- Quality: G80, G100 optinal



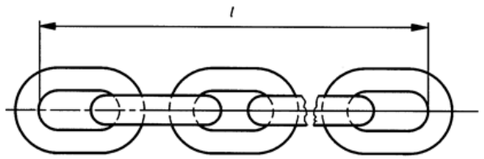

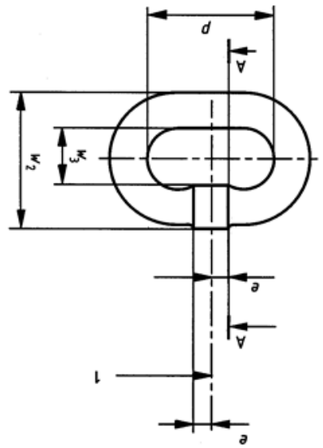

Norminal mm	Material Diameter Tolerance	Weld Diameter mm	Pitch Pn	Pitch P max	Pitch P min	Internal width away from weld W1 min.	External width over the weld W2 max.	Working load limit WLL (t)	Manufacturing proof force MPF(kN)	Breaking force BF(kN) min.	Bend deflection f (mm) min.	Weight kg/m
4	+/- 0.16	4.4	12	12.4	11.6	5.2	14.8	0.5	12.6	20.1	3.2	0.35
5	+/- 0.20	5.5	15	15.5	14.6	6.5	18.5	0.8	19.6	31.4	7	0.5
6	+/- 0.24	6.6	18	18.5	17.5	7.8	22.2	1.12	28.3	45.2	4.8	0.8
7	+/- 0.28	7.7	21	21.6	20.4	9.1	25.9	1.5	38.5	61.6	5.6	1.1
8	+/- 0.32	8.8	24	24.7	23.3	10.4	29.6	2	50.3	80.4	6.4	1.4
10	+/- 0.40	11	30	30.9	29.1	13	37	3.15	78.5	126	8	2.2
13	+/- 0.52	14.3	39	40.2	37.8	16.9	48.1	5.3	133	212	10	3.8
16	+/- 0.64	17.6	48	49.4	46.6	20.8	59.2	8	201	322	13	5.7
18	+/- 0.90	19.8	54	55.6	52.4	23.4	66.6	10	254	407	14	7.3
19	+/- 1	20.9	57	58.7	55.3	24.7	70.3	11.2	284	454	15	8.1
20	+/- 1	22	60	61.8	58.2	26	74	12.5	314	503	16	9
22	+/- 1.1	24.2	66	68	64	28.6	81.4	15	380	608	18	10.9
23	+/- 1.2	25.3	69	71.1	66.9	29.9	85.1	16	415	665	18	12
25	+/- 1.3	27.5	75	77.3	72.8	32.5	92.5	20	491	785	20	14.1
26	+/- 1.3	28.6	78	80.3	75.7	33.8	96.2	21.2	531	849	21	15.2
28	+/- 1.4	30.8	84	86.5	81.5	36.4	104	25	616	985	22	17.6
32	+/- 1.6	35.2	96	98.9	93.1	41.6	118	31.5	804	1290	26	23
36	+/- 1.8	39.6	108	111	105	46.8	133	40	1020	1630	29	29
40	+/- 2	44	120	124	116	52	148	50	1260	2010	32	36
45	+/- 2.3	49.5	135	139	131	58.5	167	63	1590	2540	36	45.5

CHAIN INSPECTION AND MAINTENANCE

- Inspect chain before each use. Between regular inspections visually check on a daily basis the following:
- Clean chain before inspection using a non-caustic/non-acid solvent
- Lubrication of the chain may be necessary if it binds up or is noisy
- Chain feeds smoothly into and from the hoist and does not emit cracking noise when hoisting a load.
- Visually examine link by link for any nicks, gouges, weld splatter, corrosion or distorted links, pay close attention to chain's contact points, which may show excessive wear.
- Test hoist with load and observe operation of chain over load sheaves It must remember to add lubricating oil to the lifting chain in time when in use. Lubricating oil must enter the clearance between the roller and inner sleeve to improve working conditions to reduce wear.

G80/G100 Fine tolerance chain for hoist

- Material: Alloy steel
- Surface treatment options:
  self-color, black tempered, painted, galvanized, etc.
- Specification: EN818-7
- Chinese material and European material optional
- Quality: G80, G100 optional



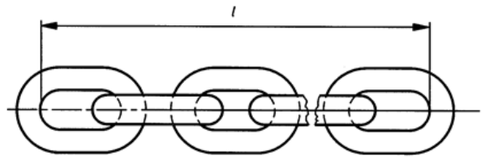

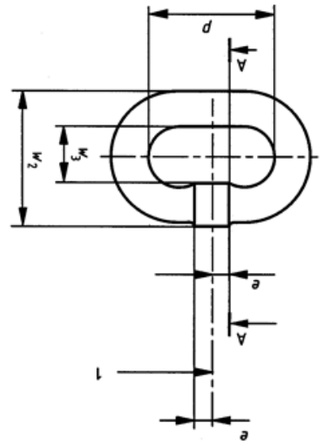

Norminal mm	Material Diameter Tolerance	Weld Diameter mm	Pitch Pn	Pitch tolerance	Internal width W1 min mm	External width W2 max. mm	Gauge length of 11xPn	Gauge length of Tolerance	Working load limit WLL T	Working load limit WLL DAT	Working load limit WLL DT	Manufacturing proof force MPF kN	Breaking force BF min. kN	Weight kg/m
4	+/- 0.2	4.3	12	0.25	4.8	13.6	132	0.6	0.5	0.4	0.25	12.6	20.1	0.35
5	+/- 0.2	5.4	15	0.30	6.0	17.0	165	0.8	0.8	0.63	0.4	19.6	31.4	0.5
6	+/- 0.2	6.5	18	0.35	7.2	20.4	198	1.0	1.1	0.9	0.56	28.3	45.2	0.8
7	+/- 0.3	7.6	21	0.40	8.4	23.8	231	1.1	1.5	1.2	0.75	38.5	61.6	1.1
8	+/- 0.3	8.6	24	0.50	9.6	27.2	264	1.3	2	1.6	1	50.3	80.4	1.4
9	+/- 0.4	9.7	27	0.50	10.8	30.6	297	1.4	2.5	2	1.25	63.6	102	1.75
10	+/- 0.4	10.8	30	0.60	12.0	34.0	330	1.6	3.2	2.5	1.6	78.5	126	2.2
11	+/- 0.4	11.9	33	0.60	13.2	37.4	363	1.7	3.8	3	1.9	95	152	2.33
12	+/- 0.5	13	36	0.70	14.4	40.8	396	1.9	4.5	3.6	2.2	113	181	3.1
13	+/- 0.5	14	39	0.80	15.6	44.2	429	2.1	5.3	4.2	2.6	133	212	3.8
14	+/- 0.6	15.1	42	0.80	16.8	47.6	462	2.2	6	5	3	154	246	4.13
16	+/- 0.6	17.3	48	0.90	19.2	54.4	528	2.5	8	6.3	4	201	322	5.7
18	+/- 0.9	19.4	54	1.0	21.6	61.2	594	2.9	10	8	5	254	407	7.3
20	+/- 1.0	21.6	60	1.2	24	68	660	3.2	12.5	10	6.3	314	503	9
22	+/- 1.1	23.8	66	1.3	26.4	74.8	726	3.5	15	12.5	7.5	380	608	10.9

CHAIN SCRAPPED JUDGEMENT

- 1. Wear value of chain sling allowed shall not be more than 10% of diameter of round steel bar or thickness of assistive devices;
- 2. From the non-bending plane of main link, if twisted more than 10 degrees should be discarded;
- 3. Any part of the chain sling that cracks, bends or distorts, geting stuck between ring hinges or having phenomena of rigid and astringent resistance cann't be eliminated,it is prohibited to use.
- 4. The permanent elongation of chain and single link shall not exceed 5% of the original.